

Front License Plate Brackets 1969-1970 Mustang

M A R C U S A N G H E L

Original documentation and photos show that every Mustang produced in 1969 and 1970 left the production facilities with a front license plate bracket installed. The brackets were not installed later as part of the dealer prep items, however they could have been removed at the dealer for states where a front license plate was not required.

The correct Ford part number for the license plate bracket is a C9ZZ-17A385-B and comes in three different versions. This same bracket was used for both 1969 and 1970. This guide will identify correct originals and variations of the bracket plus the hardware used with the bracket.



Kar Kraft assembly line showing all Boss Mustangs with license plate bracket installed.


Three Basic Versions:

First Version: The first version of the bracket had the rubber bumper installed higher up on the bracket closer to the edge. Seems to have been used until about November or December 1968. This is the hardest to find today. Includes day/month date code and D stamping for Dearborn Stamping Plant.




[Click to enlarge](#)

Second Version: The second version of the bracket had the rubber bumper installed lower on the bracket. This replaced the first version and was used on cars until the end of 1970 production and early service replacements. Includes day/month date code and D stamping for Dearborn Stamping Plant.




[Click to enlarge](#)

Third Version: The third and final version of the bracket still had the rubber bumper installed lower on the bracket but no longer contains any date code stampings. This was the service replacement offered up until the early 1990's. Notice also the center stamped groove is not as clearly defined anymore as the tooling begins to wear out over the years.



[Click to enlarge](#)

Hardware: The hardware to hold the front and rear license plates was included in the glove box of the car. A small manila envelope included four screws (381856-S40) and 4 nylon inserts (380707-S) for the bracket. Note the nylon inserts are the correct "two finger" style.



Correct style inserts



Correct head markings



Original bumper

Mounting Hardware: Typical mounting hardware shown to mount the bracket to the front lower valance. The screws used are 1/4"-20 with a few different suppliers used. Most common head markings shown.



Click to enlarge

Paint: The brackets themselves were painted black from the Metuchen and San Jose facility and batch grey from the Dearborn facility. The brackets were most likely dipped and not sprayed as this early original NOS piece shows.



Paint runs visible

