


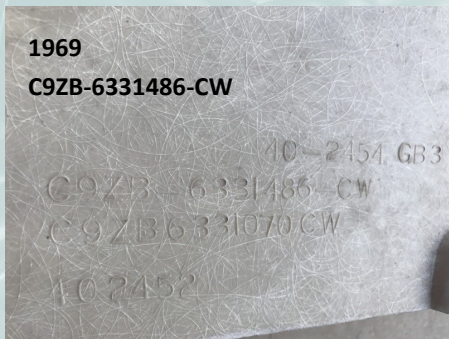
1969 and 1970 Fastback Interior Quarter Trim Panels

M A R C U S A N G H E L

All 1969 and 1970 fastbacks used the same style interior quarter trim panel piece regardless if they had a fold down seat or a non fold down seat. However, even though the 1969 and 1970 used the same part numbers, they are actually different panels that can easily be identified when installed. Details and pictures here to show what is correct on your car.

The actual part number for the right side panel was a C9ZZ-6331486-A and for the left side panel was a C9ZZ-6331487-A. These panels originally came in about 10 different interior colors that Ford offered for the Mustangs.

The exception to this is the 1969 and 1970 Shelby's. The part numbers for these panels were a C9ZZ-6331486-A1W for the left side and a C9ZZ-6331487-A1W for the right side. Same panels for both years because all Shelby's were really built in 1969. These panels were cut for the roll bar and were serviced in only two different colors—black and white.



Note:

The engineering numbers changed in 1969 from a C9ZB-6331486-CW to a C9ZB-6331486-DW in 1970. With that change came the amount of the panel that was cut by the quarter window as shown from 7 inches to 8 inches.

1
9
6
9



This is because in 1970 they stopped using the interior quarter window cap—shown next page.

1
9
7
0






1969 Shown here with the quarter window cap to cover the cut area of the panel. This piece is not used on a 1970.



1970 The change in the cut out area no longer requires the quarter window cap anymore. This 1 inch difference eliminates the need for this added piece.



The 1969 and 1970 Shelby interiors came in only black and white so these panels only come in two colors. Because of the cut out area for the roll bar you see these pieces being different than a normal fastback piece. All Shelybs should have the quarter window cap.



Gold? It is not uncommon to see on original cars the lower panel screw being different and actually being a zinc dichromate finish. This would be instead of the silver finish we see on the other screws for this panel.

Special thanks to Brian Conway and Phil Quinn for additional photos.

**A N G H E L
R E S T O R A T I O N S**

*Marcus Anghel
Scottsdale Arizona*

Phone: 602 628 2522

Website: www.anghelrestorations.com

E-mail: marcus@anghelrestorations.com